



### District Report Card: 2017


<b>State:</b> Arunachal Pradesh	<b>District:</b> Changlang
<b>Class:</b> 8	<b>Subject:</b> Language
<b>Schools:</b> 50	<b>Students:</b> 1204


### Participation/Coverage


#### Students

<div>GENDER</div> <div></div>	Boys		Girls	
	Number	%	Number	%
	573	47.59	631	52.41

<div>AREA</div> <div></div>	Rural		Urban	
	Number	%	Number	%
	905	75.17	299	24.83

<div>CATEGORY</div> <div></div>	SC		ST		OBC		GEN	
	Number	%	Number	%	Number	%	Number	%
	8	0.66	555	46.10	20	1.66	621	51.58

<div>CWSN</div> <div></div>	LD	VI	HI	S&LD	ID	Oth
	5	3	29	1	2	45

<div>Management</div> <div></div>	Government		Government-aided	
	Number	%	Number	%
	1099	91.28	105	8.72

### Average Performance of Students in Language (%)

Overall	Gender		Area		Management		Social Group			
	Male	Female	Rural	Urban	Govt.	Aided	SC	ST	OBC	GEN
37.31	38.08	36.62	36.33	40.29	35.91	52.06	33.33	42.64	35.00	32.68

### Performance on Learning Outcomes (LOs)

Learning Outcomes	Description	Average Performance(%)
L813	Read textual/non-textual materials with comprehension and identifies the details, characters, main idea and sequence of ideas and events while reading	37.31

Range of Performance of Students who Answered Correctly							
Below 30%		30% - 50%		50% - 75%		Above 75%	
Number	%	Number	%	Number	%	Number	%
499	41.45	408	33.89	234	19.44	63	5.23

### Lowest Performing Learning Outcomes (LOs)

1 - Read textual/non-textual materials with comprehension and identifies the details, characters, main idea and sequence of ideas and events while reading (37.31)